

Empowering Youth with HIV to Stay Healthy

Mary Jane Rotheram-Borus, Ph.D.



**21 million HIV+ youth
need care now**




**21 million HIV+ youth
need care now**





**21 million HIV+ youth
need care now**



**HIV providers can dramatically improve
the lives of HIV+ youth**



**Every community invents their
own solutions,
SLOWLY OVER TIME**



**Every donor invents their
own solutions, SLOWLY OVER TIME**




**Every researcher invents their
own solutions,
SLOWLY OVER TIME**

**Common,
proven
solutions
are available**


All HIV+ youth must:

- Maintain health
- Stop transmission
- Build quality of life
- Decide HIV-related stressors (disclosure)

While challenges are similar



**Each challenge needs local
adaptation**



**Researchers prove that
interventions work**

Effective interventions share...

- Common components
- Best practices
- Common learning practices

Common components...

- Address environmental barriers
- Frame the issue
- Provide information
- Build skills
- Build social support


Best practices...

- Builds on strengths,
not deficits
- Selects warm,
engaging staff
- frequently rewards

Common learning practices - Change occurs...

- With new opportunities
- In relationships
- With practice
- Over time


**Tailoring proven solutions improves
the lives of HIV+ youth**






**Tailoring proven solutions
improves the lives of
HIV+ youth**


Local tailoring is needed to find solutions to common challenges




Tailor the components with rapid ethnography

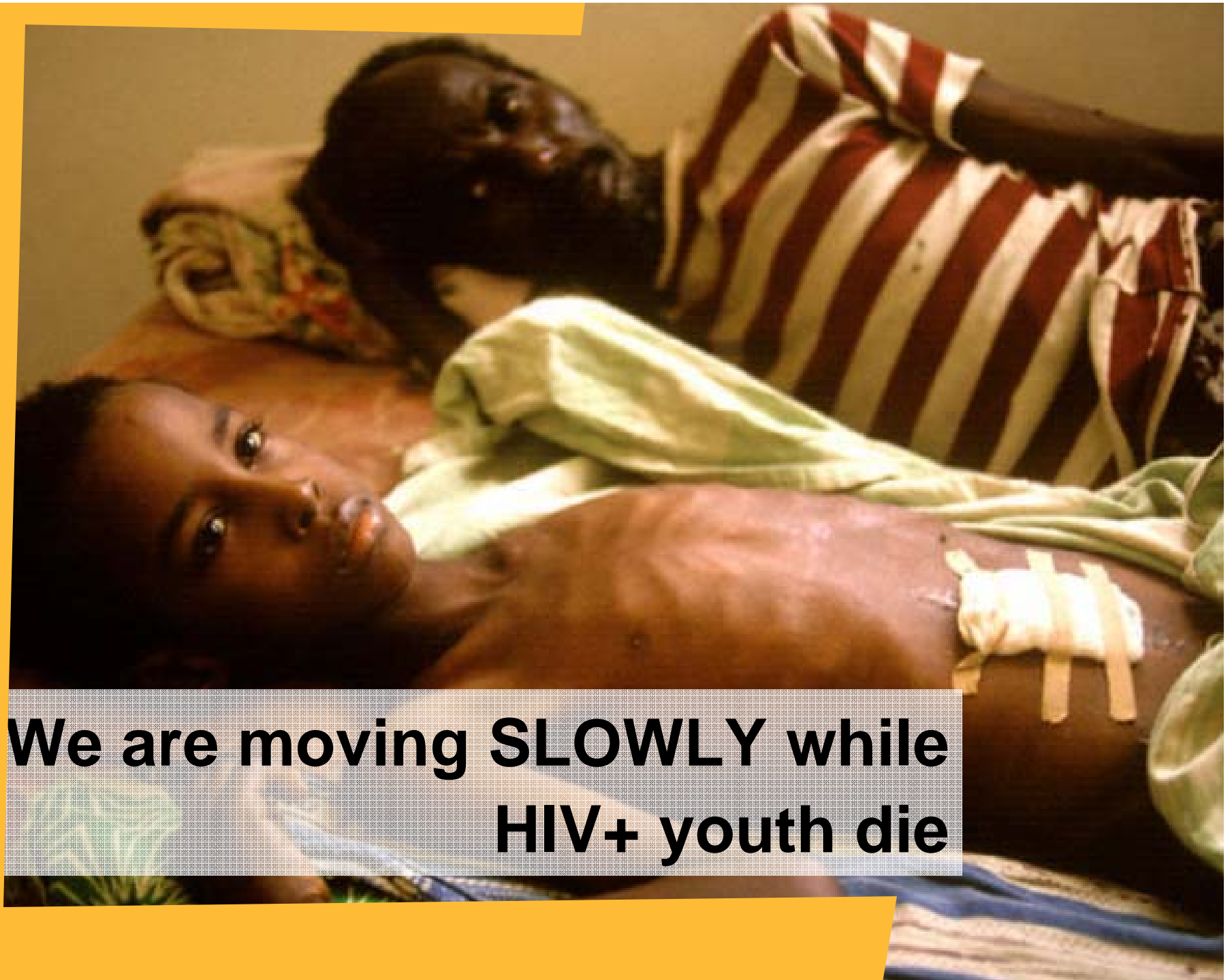


Tailor the delivery format






**Will providers & researchers
implement evidence-based
solutions?**






**We are moving SLOWLY while
HIV+ youth die**



**Adopt proven solutions: tailor to
your community**

**Improve & save lives with
evidence-based care**





UCLA Global Center for Children & Families

1100 Glendon Ave., Suite 850
Los Angeles, CA 90024

World Wide Web:
<http://www.gccf.ucla.edu>

P: (310) 794-0461

F: (310) 794-0462