

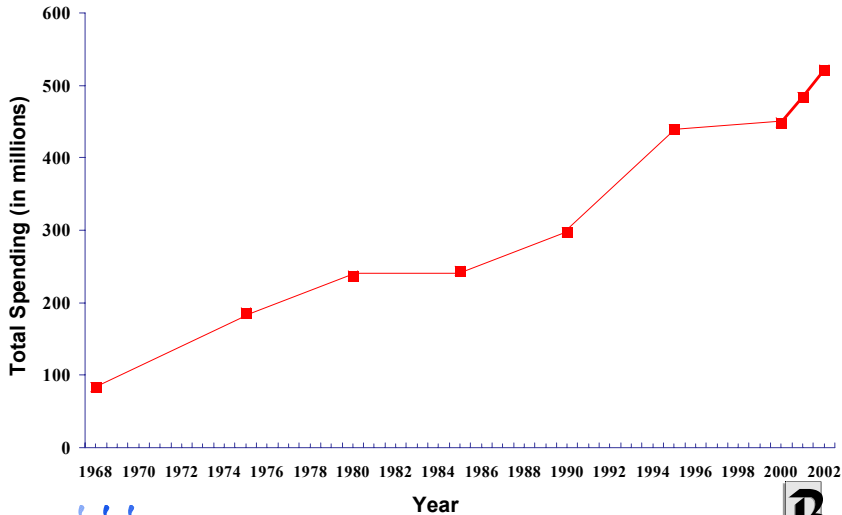
**Striving to Make Ends Meet:
Low-Income Families' Finances and Health Coverage**

**Presentation Slides for Ron Haskins, PhD
Brookings Institution**

Tuesday, April 20, 2004

Figure 1

Federal and State Spending on Means-Tested Programs in Constant Dollars, 1968-2002

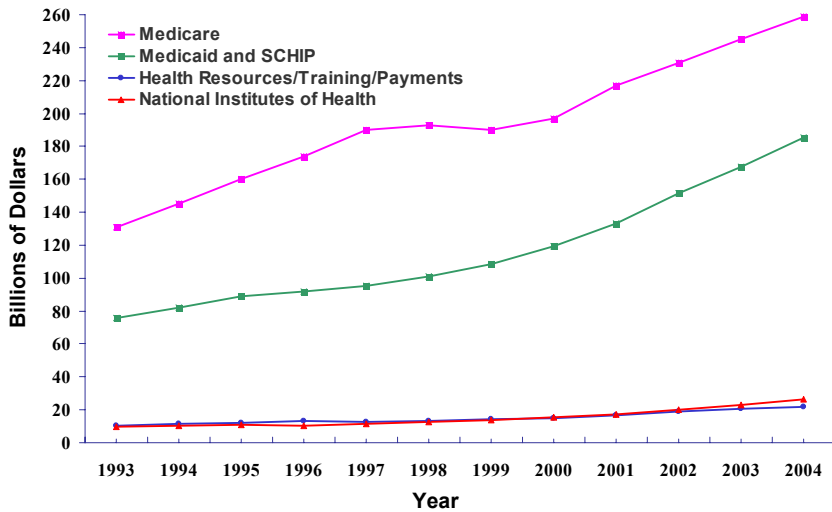


Prepared by The Brookings Welfare Reform & Beyond Initiative, April 2004
Source: Vee Burke, Congressional Research Service, 2003.



Figure 2

Health Care Spending, 1993-2004

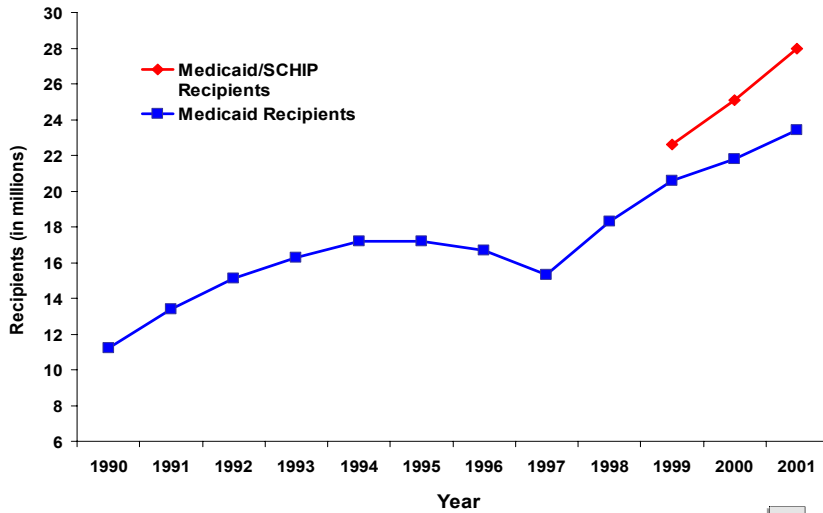


*Note: 1993-2002 actual, 2003-2004 estimated spending
Prepared by The Brookings Welfare Reform & Beyond Initiative, April 2004
Source: Office of Management and Budget



Figure 3

Medicaid Enrollment Among Children, 1990-2001*



*Note: 2001 total Medicaid recipients excludes PA, RI, and IL, whom have not yet reported.
Prepared by The Brookings Welfare Reform & Beyond Initiative, April 2004

Source: U.S. Department of Health & Human Services, Centers for Medicare & Medicaid Services

