

**Evaluation of access to and uptake of  
Hiv testing of Tb patients in urban**

**São Paulo, Brazil**

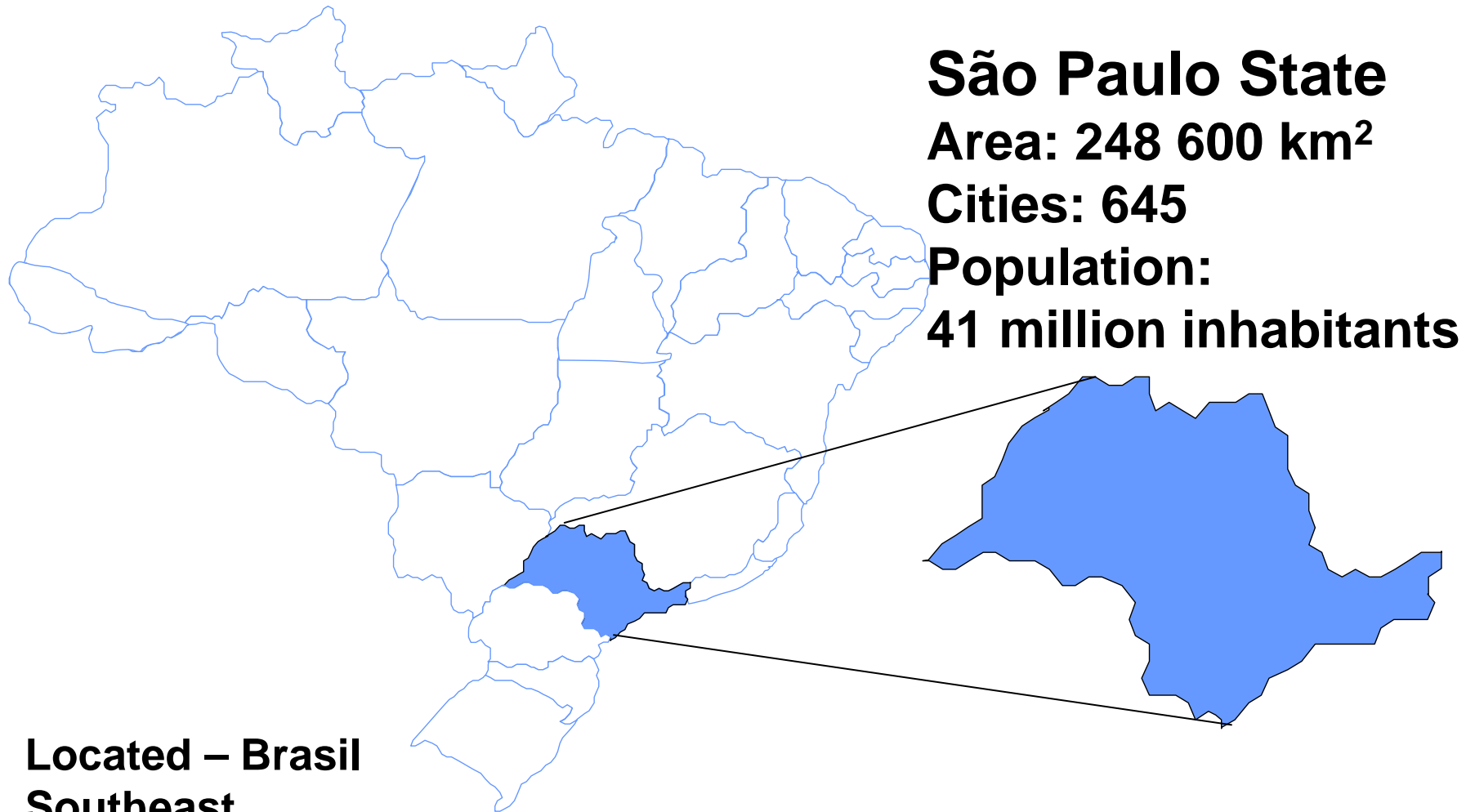
**Vera Maria Neder Galesi  
Tb Coordination S. Paulo State**

# Introduction



- **Brazil**
- **Located South America**
- **Population: 184.184.074 inhab. (2005)**
- **Area : 8.514.215,3 km<sup>2</sup>**
- **States: 27 F.U.**
- **Cities : 5.570**
- **Notified tb cases: 85 - 90 thousand a year**

# Introduction



**Located – Brasil**  
**Southeast**

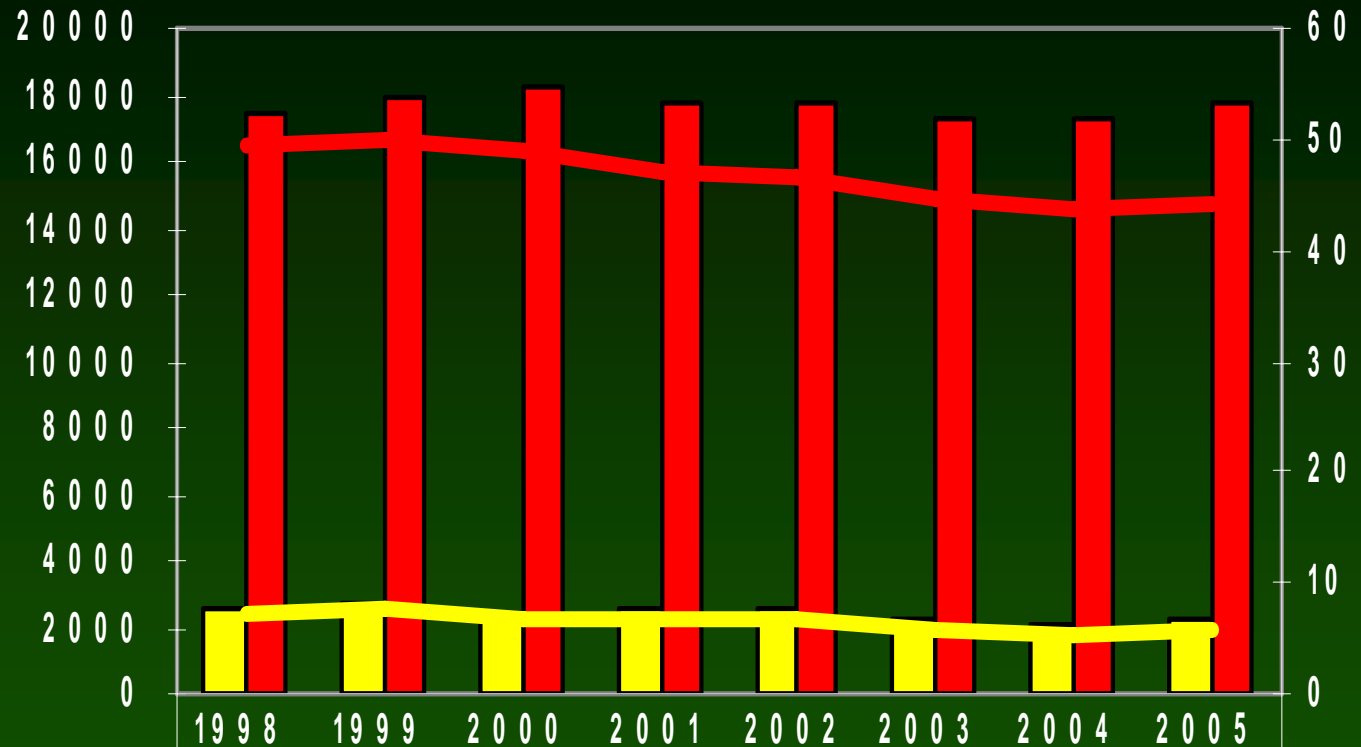
**Capital – São Paulo**





**Megalopolis – 11 million inhab.**

---

# Tb new Cases, Tb/HIV+ Cases and Incidence Rates\*, São Paulo State, 1998 a 2005

\* 100 000 inhab.



 HIV + Cases	2 5 8 1	2 7 1 6	2 4 5 0	2 4 9 8	2 5 7 1	2 2 9 2	2 1 4 1	2 2 5 8
 New Cases	17 3 9 9	17 8 4 5	18 1 8 6	17 7 2 3	17 7 5 1	17 3 3 5	17 2 1 6	17 8 4 0
 Incidence rate* HIV +	7 , 3 1	7 , 5 8	6 , 6 2	6 , 6 4	6 , 7 3	5 , 9 2	5 , 4 6	5 , 5 8
 Incidence rate*	4 9 , 3 1	4 9 , 8 2	4 9 , 1 1	4 7 , 1 0	4 6 , 5 0	4 4 , 7 8	4 3 , 8 7	4 4 , 1 1

**Introduction**



# Introduction

## **Official recommendation of counselling and offering the test to Tb patients**

### **Tb and Aids Program integrated**

- In 1998 a resolution about it was published in the State official newspaper. It was the only state in the country at that time, to put it into practice.

# **Metodology - Evaluation of the access to and uptake of the HIV test**

- **Tb notification system (Epitb)**
- **the result of Hiv test is one of the variables filled in the (notification) registration form.**

# **Results**

## **Lessons learned**

### **Evaluation of the activities**

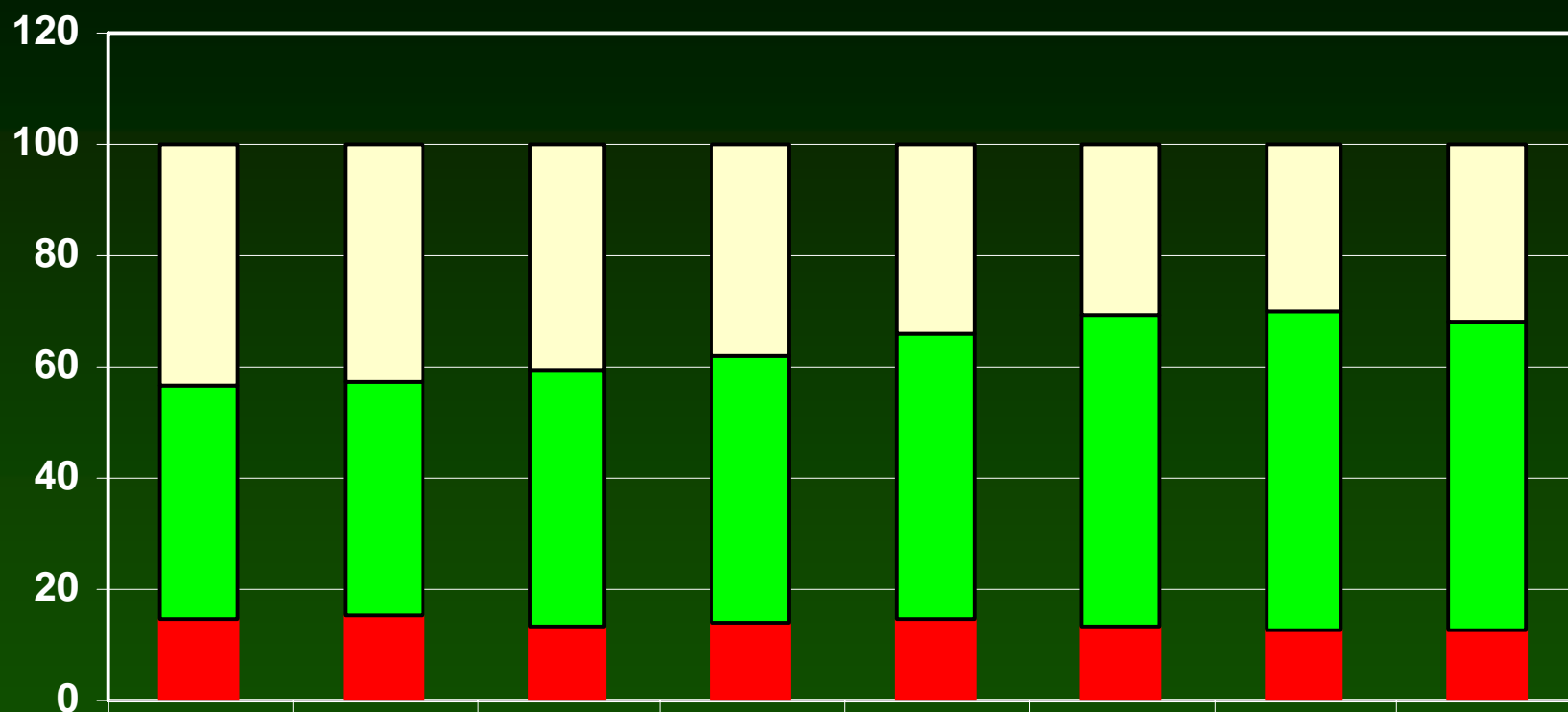
#### **At the beginning**

- **Tb health professionals had difficulties in offering the test and doing counselling**

#### **Learning through practice**

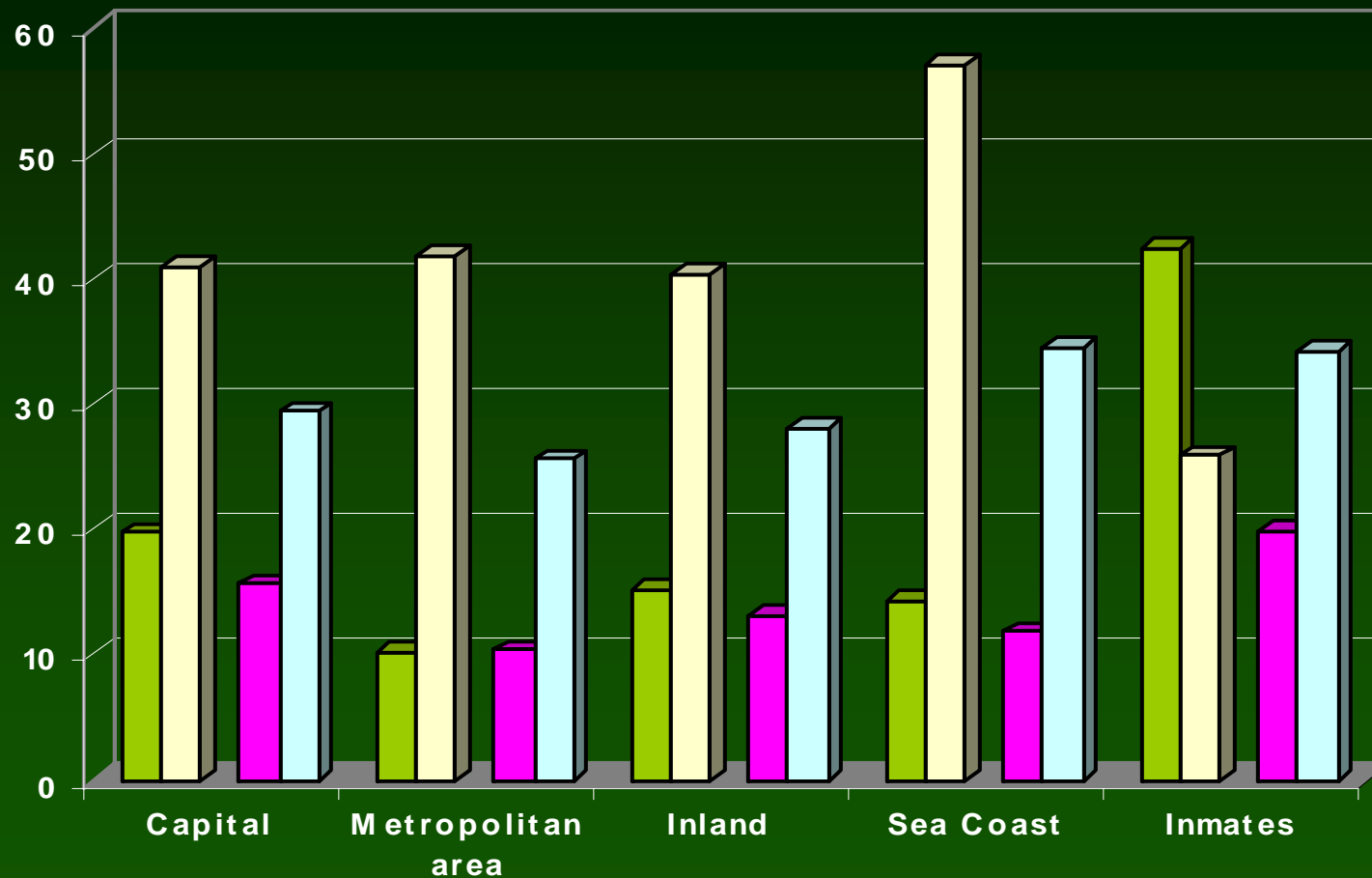
- **Very small refusals among patients**
- **Nowadays only problems with registering the HIV test results**

# HIV results among Tb new cases, São Paulo State, 1998 a 2005



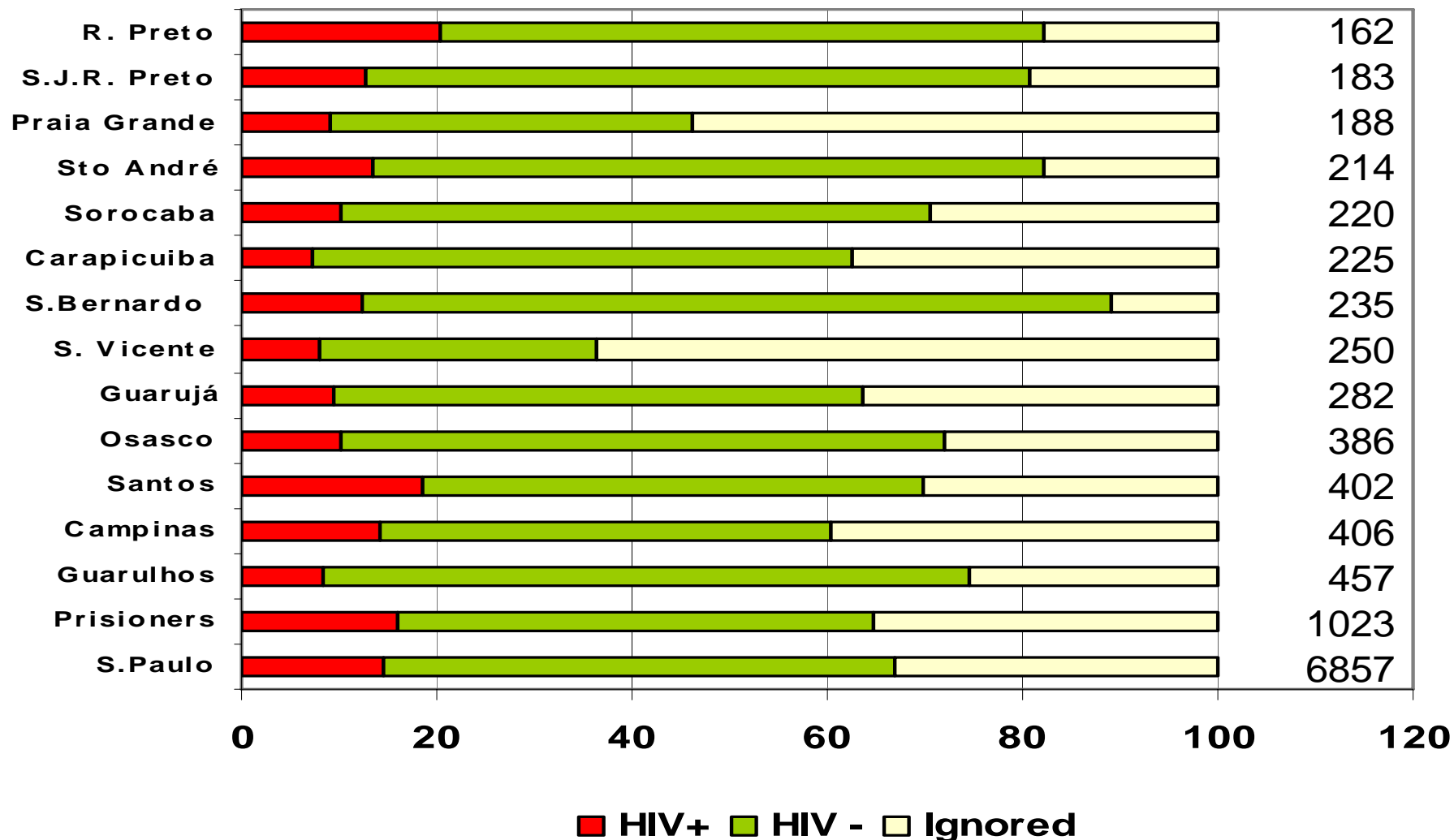
	1998	1999	2000	2001	2002	2003	2004	2005
■ S/INFORM	43,62	42,99	40,51	38,31	34,31	30,74	29,68	31,72
■ NEG	41,54	41,79	46,02	47,60	51,20	56,04	57,89	55,63
■ POS	14,83	15,22	13,47	14,09	14,48	13,22	12,44	12,66

# HIV positive among Tb new cases, Differences among São Paulo State regions, 1998 a 2005



■ Hiv + 98 ■ S/I 98 ■ Hiv +2004 ■ S/I 2004

# HIV positive among Tb new cases, Differences among São Paulo State cities, 1998 a 2005



**The indicator:**

**TB/HIV positive**

**percent**

**among tb cases**

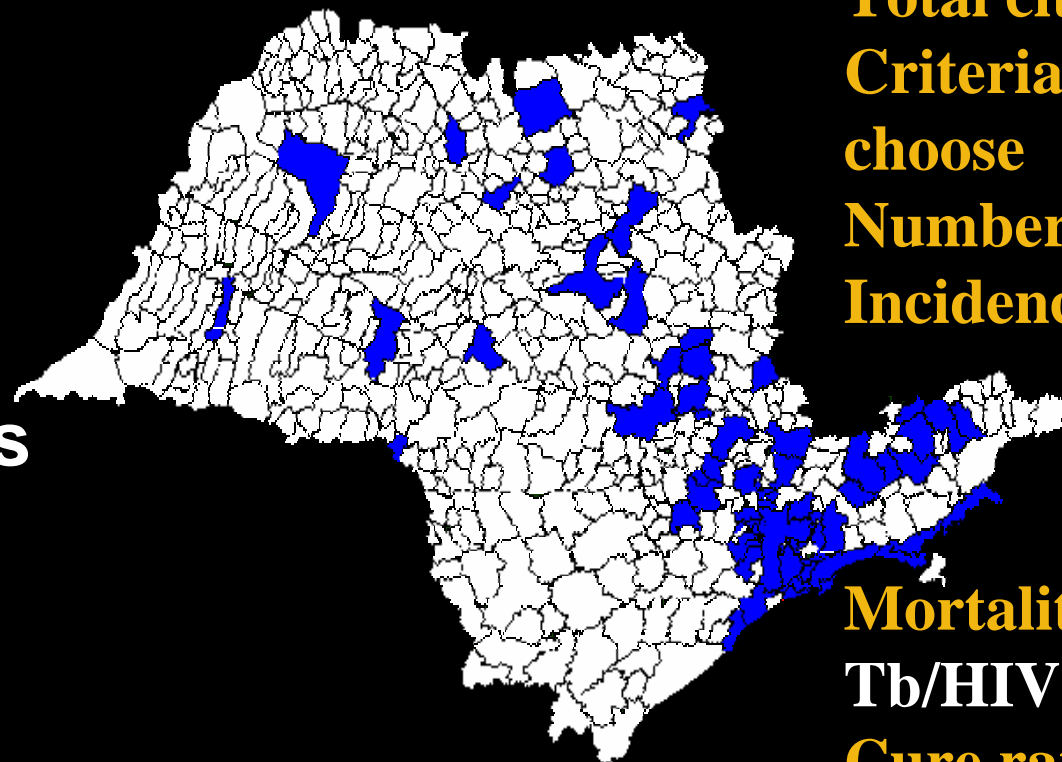
## Priorities cities in São Paulo State

Total cities = 73

Criteria to  
choose

Number of cases

Incidence rate



Mortality rate

Tb/HIV rate

Cure rate

**A management tool**

# The indicator: Tb/HIV percent among tb patients

As a criteria:

one of the components to prize every year the cities which had the best program



# Conclusions

- In S. Paulo State the recommendation of offering HIV test to tb patients has been successfully applied

# Conclusions

- **The successful access to and uptake of HIV test has been useful in S. Paulo State:**

## **At individual level**

- **Identifying the patient hiv positive, offering him ART treatment and trying to interrupt the virus transmission**

## **At collective level**

- **As a management tool**